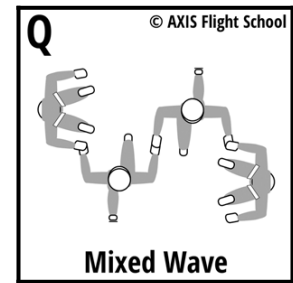
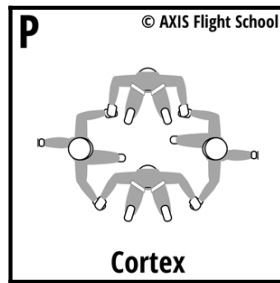
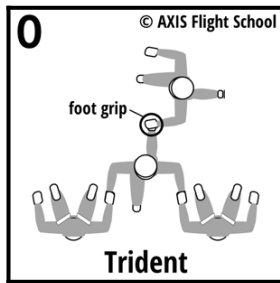
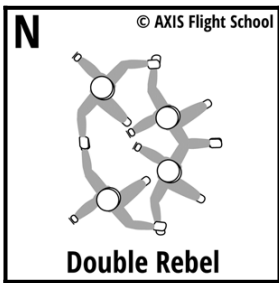
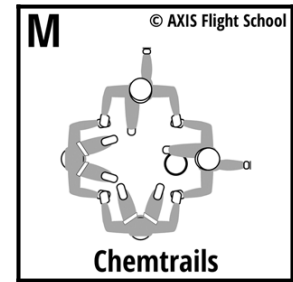
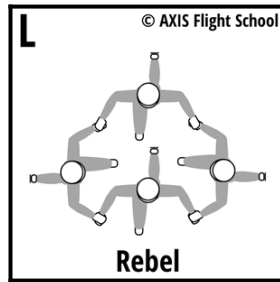
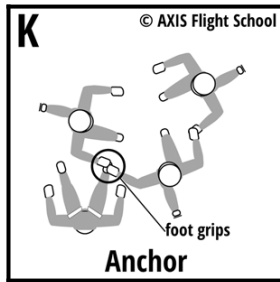
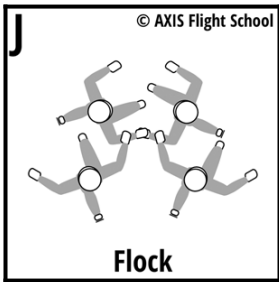
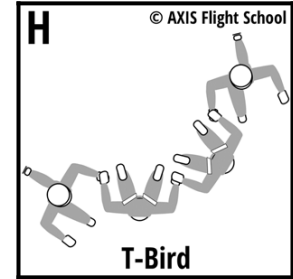
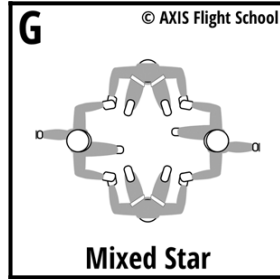
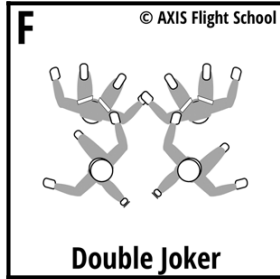
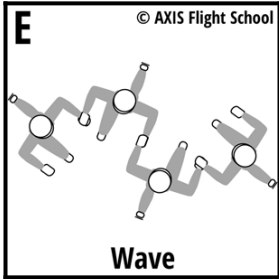
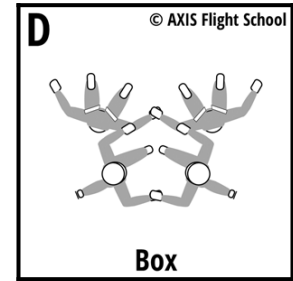
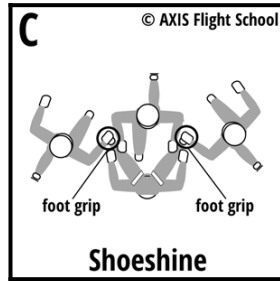
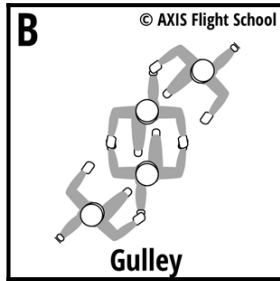
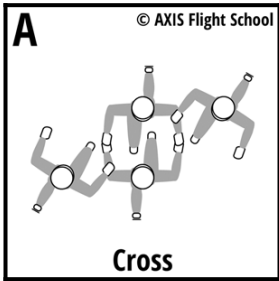


Random Formations

Whether a formation belongs to a certain class dive pool is indicated by the following symbols:

① FAI Open / USIS Open ② USIS Advanced



Block Formations

Whether a formation belongs to a certain dive pool is indicated by the following symbols:

① FAI Open / USIS Open ② USIS Advanced

1 © AXIS Flight School ① ②

Arrowhead

INTER video courtesy of Arizona X-Force

Arrowhead

2 © AXIS Flight School ① ②

Claw

INTER video courtesy of Arizona X-Force

Note: End of block has clearly defined the red flyer as the jumper the blue flyer docks on.

Claw

3 © AXIS Flight School ① ②

HD Accordion

INTER video courtesy of Arizona X-Force

HD Accordion

4 © AXIS Flight School ① ②

Chain Gang

INTER video courtesy of Arizona X-Force

Chain Gang

5 © AXIS Flight School ①

Mixed Accordion

INTER video courtesy of Arizona X-Force

Mixed Accordion

6 © AXIS Flight School ①

Snowflake

INTER video courtesy of Arizona X-Force

End of Snowflake

7 © AXIS Flight School ① ②

Flower

INTER video courtesy of Arizona X-Force

Flower

8 © AXIS Flight School ① ②

Buddy

INTER video courtesy of Arizona X-Force

Buddy

Block Formations

Whether a formation belongs to a certain dive pool is indicated by the following symbols:

① FAI Open / USIS Open ② USIS Advanced

9 © AXIS Flight School ① ②

Shorty

INTER video courtesy of Arizona X-Force

Shorty

10 © AXIS Flight School ①

Mixed Anthem

INTER video courtesy of Arizona X-Force

Mixed Anthem

11 © AXIS Flight School ① ②

Fun Buddies

INTER video courtesy of Arizona X-Force

Fun Buddies

12 © AXIS Flight School ① ②

Pinwheel

INTER video courtesy of Arizona X-Force

Pinwheel

13 © AXIS Flight School ① ②

HD Star

INTER video courtesy of Arizona X-Force

HD Star

14 © AXIS Flight School ① ②

Satellite

INTER video courtesy of Arizona X-Force

Satellite

15 © AXIS Flight School ①

Bipole

INTER video courtesy of Arizona X-Force

Bipole

16 © AXIS Flight School ① ②

Chimmy

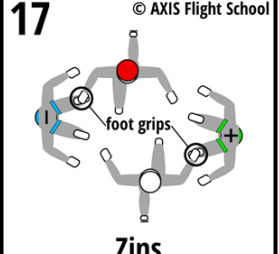
INTER video courtesy of Arizona X-Force

Chimmy

Block Formations

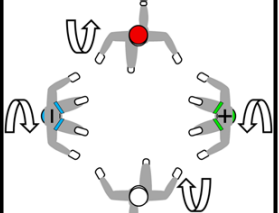
Whether a formation belongs to a certain dive pool is indicated by the following symbols:
① FAI Open / USIS Open ② USIS Advanced

17 © AXIS Flight School ①

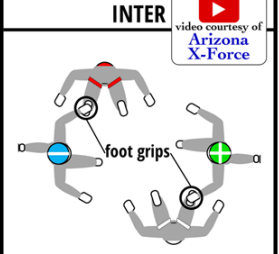


Zins

foot grips



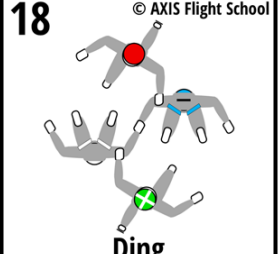
INTER video courtesy of Arizona X-Force



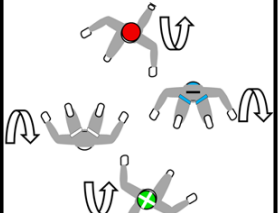
Zins

foot grips

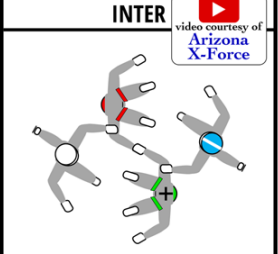
18 © AXIS Flight School ①



Ding




INTER video courtesy of Arizona X-Force

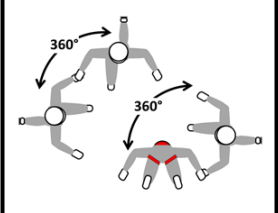


Ding

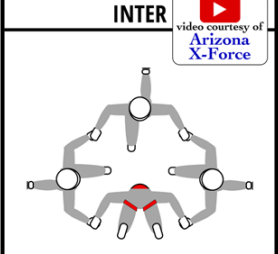
19 © AXIS Flight School ①



Angry Pelican

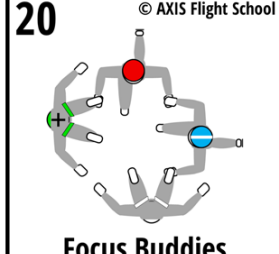


INTER video courtesy of Arizona X-Force

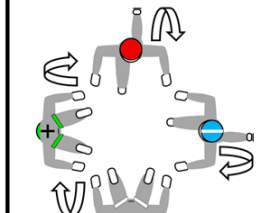


Angry Pelican

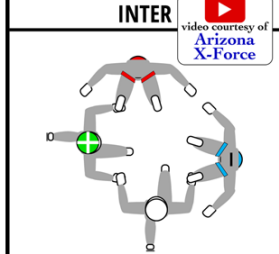
20 © AXIS Flight School ①



Focus Buddies

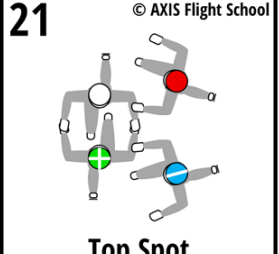


INTER video courtesy of Arizona X-Force

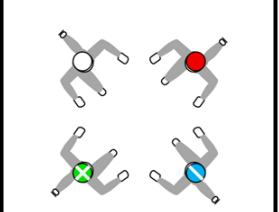


Focus Buddies

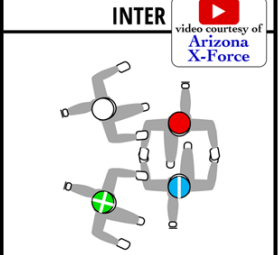
21 © AXIS Flight School ① ②



Top Spot

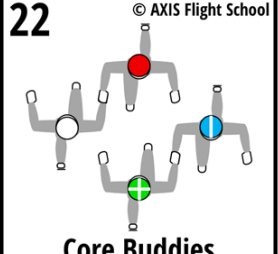


INTER video courtesy of Arizona X-Force

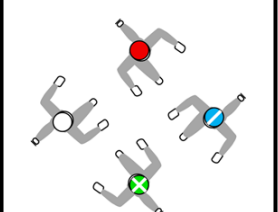


Top Spot

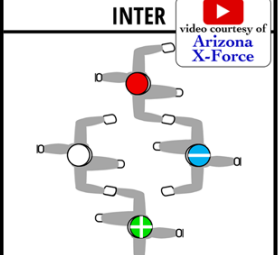
22 © AXIS Flight School ① ②



Core Buddies



INTER video courtesy of Arizona X-Force

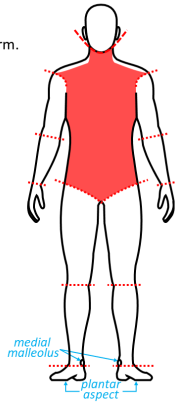


Core Buddies

Definitions for Building a Formation

Scoring Zones

- Head** Above the jaw-line.
- Shoulder** The upper part of the body between the neck the upper arm. The shoulder blade is excluded.
- Arm** Below a line from the tip of the shoulder to the armpit, including the hand, excluding the shoulder.
Upper Arm: between shoulder and elbow.
Lower Arm: between elbow and wrist.
- Hand** Wrist to finger tips.
- Leg** Below a line from hip joint to crotch, including the foot.
Upper Leg: between hip and knee.
Lower Leg: between knee and ankle.
- Foot** On or below the anklebone (slight protrusion of the 'medial malleolus').
- Sole** Underside ('plantar aspect') of the foot.
- 'same'** (arm, leg, foot): left to left -or- right to right
- 'opposite'** (arm, leg, foot): left to right -or- right to left



For MFS grips only

A depicted grip by hand A on arm/hand B of another jumper may be substituted with a grip by hand B on arm/hand A, or by both grips simultaneously.

Legend Point of View



All parts of the dart can be seen. This symbol indicates an **edge-on** view, as if a camera flyer was on level with the subjects.

A dart will orient itself parallel to the relative wind, with its tip towards the oncoming wind. We have chosen three different views of a dart to indicate from which point of view the formation was drawn.



Only the flight and shaft can be seen. This symbol indicates a view from **above**, as if a camera flyer was trailing or above the subjects, looking into the relative wind.



Only the point, barrel and parts of the flight can be seen. This symbol indicates a view from **below**, as if a camera flyer was leading or below the subjects.

Legend for INTER Moves



A **Turn** is a rotation around the vertical axis and can be executed left or right. The person's location relative to the center of the formation does not change.



A **Carve** involves a turn combined with horizontal translation (change of a person's location relative to the center of the formation).

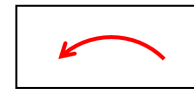


A **Flip** is a pitch transition (rotation around the lateral axis) and can be executed front or back. The person's location relative to the center of the formation does not change.



A **Loop** involves a flip combined with horizontal translation (change of a person's location relative to the center of the formation). A half loop is indicated by an added «180°».

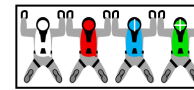
For a complete analysis of body-flight movements, reference the paper «Body-flight Theory» by Niklas Daniel (click on this legend or – if you are looking at a printed version of this dive pool – go to axisflightschool.com).



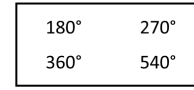
Indicates direction of turn by a sub-group.



Indicates turn by sub-group in either direction. Sub-group can only accumulate the necessary degrees in the initially committed direction.



Indicates clarification of intent.



Indicates approximate degrees of turn to show intent of the transition maneuver.